



LPS® PSP Series

INSTALLATION INSTRUCTIONS

The **LPS® PSP Series** are Surge Protective Device (SPD) for maximum 5 amps DC Power Supply. The Standard Clamping voltage is:

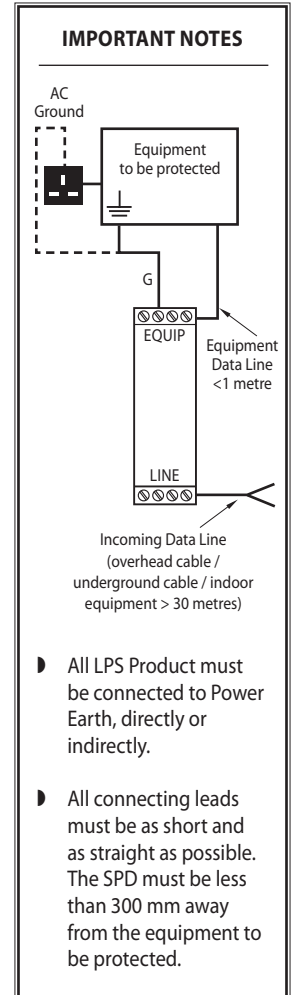
- ▶ 22V for PSP-12
- ▶ 39V for PSP-24
- ▶ 82V for PSP-48

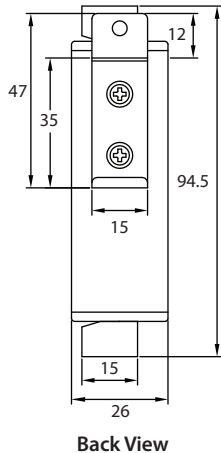
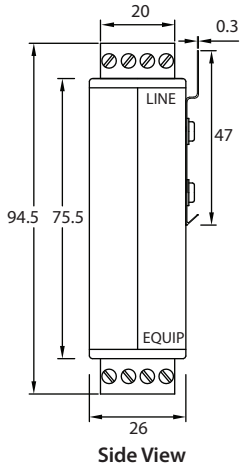
TECHNICAL SUPPORT
T: +603 7980 5911
E: info@lpsystem.com

INSTALLATION PROCEDURES AND SAFETY PRECAUTIONS

1. Do not install during thunderstorm.
2. Turn off power supply to all equipment to be protected.
3. Verify that the equipment chassis is earthed.

4. Add a 2.5 mm² green ground wire to G of EQUIP terminal of SPD and connect the other end (with cable lug) to the metal chassis of equipment by:
 - i. Removing a screw on the metal chassis that is within reach of the ground wire.
 - ii. Removing any paint around the screw hole.
 - iii. Tighten screw with ground wire cable lug under it.
 - iv. If equipment has no metal chassis, connect the ground wire to the nearest power socket earth/earthed metal equipment rack/earthed metal bracket which support the equipment.
5. Cut and ensure that the incoming DC power supply cable is less than 1 metre away from the equipment.
6. Strip about 50 mm of cable jacket to expose wires.
7. Strip about 6 mm of wire insulator to expose conductor.
8. Connect the + and – of the incoming DC power supply to the corresponding + and – of LINE terminal of the SPD.
9. Connect the + and – of the equipment DC power cable to the corresponding + and – of EQUIP terminal of the SPD following the same procedure used in step 6 and 7.
10. Apply power to the now protected equipment.





All dimensions in millimetres

TROUBLE-SHOOTING

1. Check to see if the equipment is turned on.
2. Inspect all connections.
3. Remove and by-pass SPD and verify proper operation. If the system comes back online without the SPD installed, it would most probably be that the SPD has been damaged by excessive surge. Replace the SPD as soon as possible with a new SPD. It is not advisable to run the system without SPD.



5 YEARS LIMITED WARRANTY

The LPS® Surge Protective Devices (SPD) manufactured by Lightning Protection System Sdn. Bhd. of 42-4, Jalan Kuchai Maju 10, Kuchai Entrepreneur's Park, 58200 Kuala Lumpur, Malaysia, meets the ISO 9001 Quality Management System.

LPS® warrants to the original purchaser that the LPS® products shall be free of defects in design, material or workmanship. LPS® will, at its option, repair or replace, free of charge, any properly installed LPS® SPD device that is damaged by lightning induced surge for a period of five years. This warranty does not cover damage associated with improper installation, sustained over voltage, vandalism, theft, normal wear and tear, obsolescence, abuse, unauthorised modification or alteration, misuse, or catastrophic events. Except as expressly provided by this warranty, LPS® disclaims liability for any incidental, indirect, special or consequential damages arising out of the sale or use of any LPS® SPD products (including without limitation lost of business profits, loss of data and all freight, mileage, travel time and insurance charges associated with warranty coverage claims). All claims must be made within thirty (30) days and warranty seals must not be tampered.

Kindly take note that customer has to send the 'damaged' LPS® SPD back to our Marketing Office and to collect it at own expense for product warranty claims.



Lightning Protection System Sdn. Bhd. (362924-D)

No. 42-4, Jalan Kuchai Maju 10,
Kuchai Entrepreneurs' Park,
58200 Kuala Lumpur,
Malaysia

T: +603 7980 5911
F: + 603 7980 4862
E: info@lpsystem.com

www.lpsystem.com

