

LPS® PM80-240 & PM80-415Y

SURGE PROTECTIVE DEVICE



**Protect electronic and electrical equipment
against lightning induced surges**



The LPS® PM80-240 and PM80-415Y devices are reliable surge protectors designed to protect electronic and electrical equipment. They are ideal for distribution boards of commercial and industrial buildings, as well as main switchboards for homes and office units.

Following extensive R&D, these devices have been created to deploy state-of-the-art engineering technology to protect your equipment effectively even in the most lightning prone regions in the world.

LPS® PM80-240 and PM80-415Y devices provide 40,000 amps per phase of surge protection with instantaneous response. Thus your equipment is protected from lightning surges caused by direct lightning strikes, electro-magnetic couplings, the switch of power networks as well as from inductive loads.

Metal Oxide Varistors (MOVs) are used to maximise performance and reliability. LPS® PM80-240 and PM80-415Y devices are specially designed with MOV that has built-in thermal cut-out fuse to avoid fire hazards when dangerous thermal run-away occurs.

Both devices are equipped with a LED indicator. LPS® PM80-415Y has additional audible alarm which provides users with audio monitoring on protection status plus a NO/NC dry contact for remote monitoring on protection and power supply status with user-friendly RJ II connector.

How they work

LPS® PM80-240 and PM80-415Y devices provide unsurpassed performances in lightning surge protection. When a transient surge occurs, the surge protective devices will switch to a fully conductive state to divert high current. They will then reset automatically to a non-conducting state when voltage falls to normal operational value.

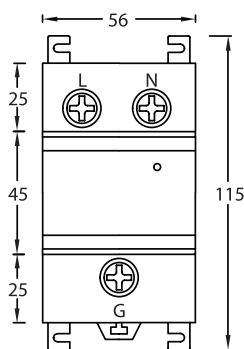
HIGHLIGHTS

- ▶ **They protect Sub-Switchboards (SSB) receiving energy from Main Switchboards (MSB) located in the same building and Distribution Boards (DB) receiving energy from licensee or MSB/SSB located in other building**
- ▶ **They provide both common and differential mode protection**
- ▶ **They are designed with each MOV that has a built-in thermal cut-out fuse that assist in avoiding fire hazards when dangerous thermal run-away occurs**
- ▶ **They are housed in a fail-safe IP 20 metal enclosures for maximum safety**

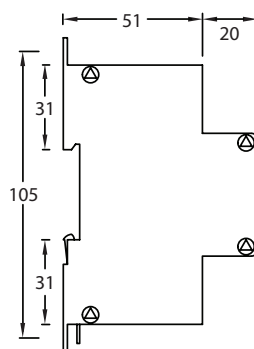
Technical Specifications

Technical Data	PM 80 – 240	PM 80 – 415 Y
Test Standard	IEC 61643-11, Class II	
Type of LV System	TT	
Location	Sub-Switchboard (SSB) receiving energy from Main Switchboard (MSB) located in the same building	
Number of Ports	1 (Parallel Connection)	
Nominal Voltage U_o	240 VAC (L – N)	240 VAC (L – N) 415 VAC (L – L)
Maximum Continuous Operating Voltage U_c	275 VAC (L – N)	275 VAC (L – N) 475 VAC (L – L)
Temporary Overvoltage U_T (L – N) – 5s	441.6 V	
– 200 ms	1455.0 V	
Mode of Protection	L – N, N – G, L – G	
Voltage Protection Level U_p T2 @ I_n	1.3 kV (L – N)	
Nominal Discharge Current I_n	10 kA @ 8/20 μ s	
Maximum Discharge Current I_{max}	40 kA / mode @ 8/20 μ s	
Total Discharge Current I_{TOTAL} – Designed	80 kA	160 kA
Residual Current I_{PE}	< 1 mA	
Short-circuit Current Rating I_{SCCR}	25 kA	
Frequency	50 / 60 Hz	
Status Indicator	Visual – LED	
	–	Remote Monitoring – Dry Contact
	–	Audible Alarm
Degree of Protection	IP 20	
Maximum Conductor Size	10 mm ²	
Operating and Storage Temperatures	– 40 °C to 70 °C	
Method of Mounting	35 mm Din Rail / Panel Mount	
Rating for External Disconnecter	40 A Transient Protected RCCB / MCB / Switch Fuse	
Weight	420 g	760 g
Dimensions	56 x 115 x 71 mm	109 x 115 x 71 mm
Warranty	5 years	

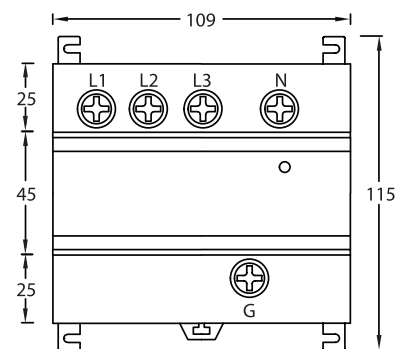
Dimensions



PM80–240: Top View



Side View



PM80–415Y
Top View

All dimensions in millimetres

All the above specifications are subjected to changes without prior notice.
Customised products are available upon request.

Awarded the National Mark of
Malaysian Brand 2015



Lightning Protection System Sdn. Bhd. (362924-D)

No. 42-4, Jalan Kuchai Maju 10, Kuchai Entrepreneurs' Park, 58200 Kuala Lumpur, Malaysia
T: +603–7980 5911 • F: + 603–7980 4862 • E: info@lpsystem.com • www.lpsystem.com

