



## LPS<sup>®</sup> POE-8 SERIES

# INSTALLATION INSTRUCTIONS

The LPS<sup>®</sup> POE-8 Series are Surge Protective Device (SPD) for Power over Ethernet. The Standard Clamping voltage is 9.5V (Line - Line) & 33V (Line - Earth) for data while power is:

- 22V for POE-8/12
- 39V for POE-8/24
- 82V for POE-8/48

## TECHNICAL SUPPORT

**T: +603-7980 5911 E: [info@lpssystem.com](mailto:info@lpssystem.com)**

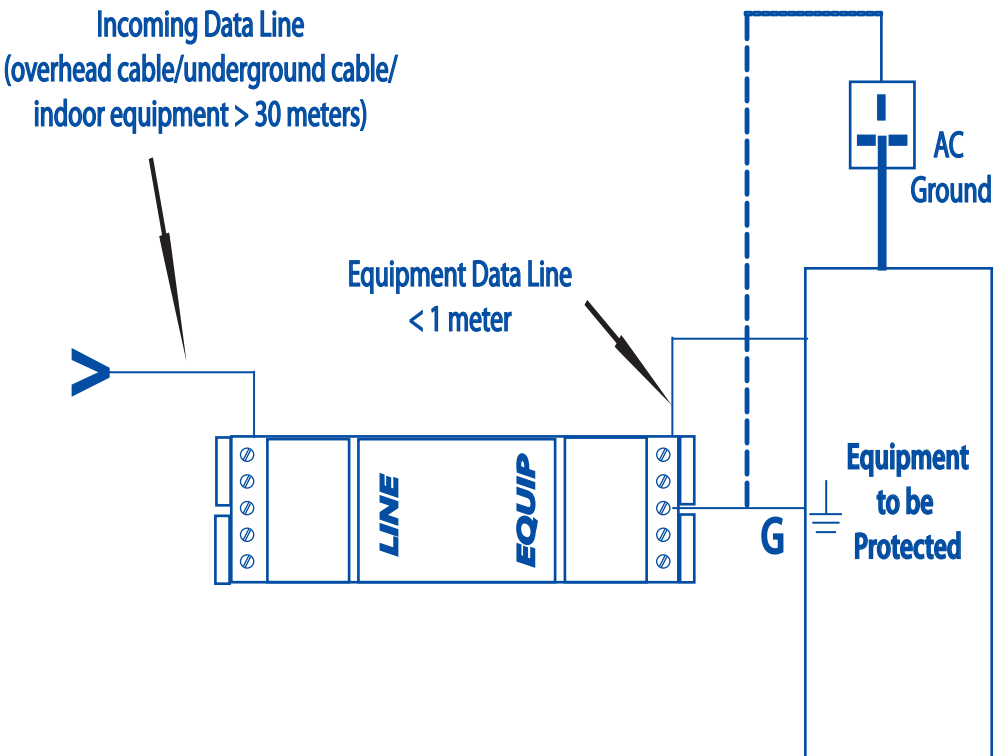
## Safety Precautions & Installation Procedures

1. Do not install during thunderstorm.
2. Turn Off power supply to all equipment to be protected.
3. Verify that the equipment chassis is earthed.
4. Add a 2.5mm<sup>2</sup> green ground wire to G of **equipment terminal** of SPD and connect the other end (with cable lug) to the metal chassis equipment by;
  - i. Removing a screw on the metal chassis that is within reach of the ground wire.
  - ii. Removing any paint around the screw hole.
  - iii. Tightening screw with ground wire cable lug under it.
  - iv. If equipment has no metal chassis, connect the ground wire to the nearest power socket earth / earthed metal equipment rack / earthed metal bracket which support the equipment.
5. Cut and ensure that the incoming data line and DC power cable is less than 1 meter away from the equipment.
6. Strip about 50mm of cable jacket to expose wires.
7. Strip about 6mm of wire insulator to expose conductor.

8. Connect the incoming data lines 1, 2, 3 & 6 to the corresponding LINE terminals of the SPD. Then, connect the 1, 2, 3 & 6 equipment data lines to the corresponding EQUIPMENT terminals of the SPD following the same procedures used in steps 6 & 7.
9. Connect the incoming DC power supply line 4 & 5 (+) and 7 & 8 (-) to the corresponding LINE terminals of the SPD. Then, connect the 4 & 5 (+) and 7 & 8 (-) of the equipment DC power cable to the corresponding EQUIPMENT terminal of the SPD following the same procedure used in step 6 & 7.
10. Apply power to the now protected equipment.

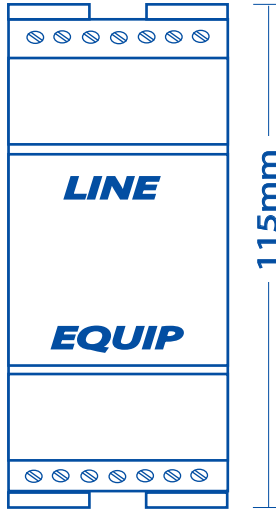
## Trouble - shooting

1. Check to see if your equipment is turned on.
2. Inspect all connections.
3. Remove and by - pass SPD and verify proper operation. If the system comes back on line without the SPD installed, chances are the SPD has been damaged by excessive surge. Replace the SPD as soon as possible with a new SPD. It is not advisable to run the system without SPD.

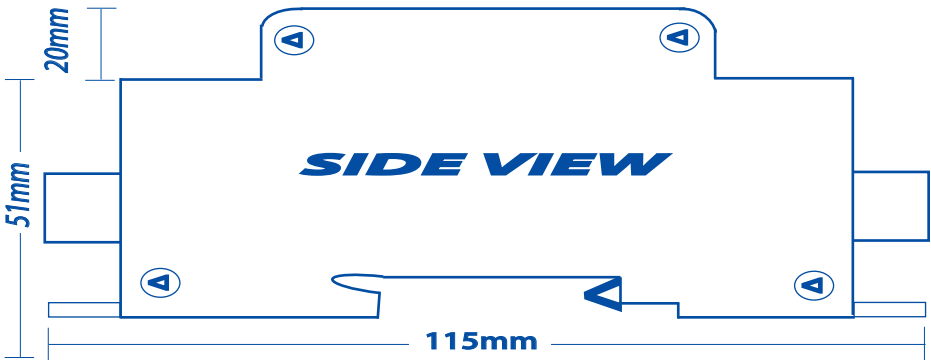


**POE - 8 / (\*)**

39mm



115mm



### ***Important Note:***

- *All LPS<sup>®</sup> Products must be connected to Power Earth, directly or indirectly.*
- *All connecting leads must be as short & as straight as possible. The SPD must be less than 300mm away from the equipment to be protected.*

